



Planer Float Trolling: Inland Lake Crappies in 9-18ft

Spring 2013

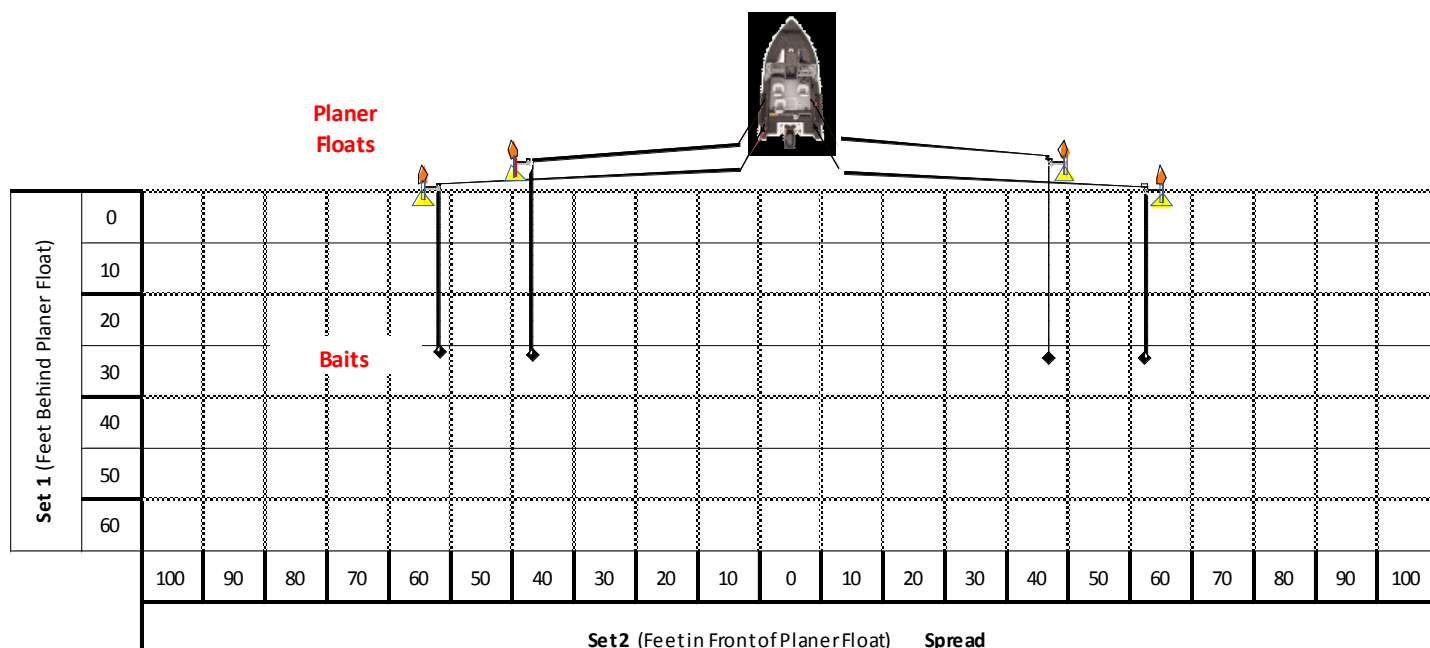
The inland lake crappie fishing in Ohio is easy pickings with the new Redi Rig SP400 Planer Floats. A fabulous fishery that's only improving with size regulations placed on many impoundments. The 9 inch size regulation on these fish means that each year will produce a wave of legal size fish, because the smaller fish have not been removed from the lake.

We fished Mosquito and Berlin Lakes and used four SP400 planer floats at a time. At the business end we applied a multi-hook lure set we learned in the hills of Tennessee, and this proved to be a winner here in Ohio too. We fished post spawn crappies and started by trolling deeper water and letting our planers glide smoothly away from the boat just far enough to reach the undisturbed fish scattered at various depths. We keep a small portion of the fish that measure beyond my size 12 shoe for table fare, but these crappies kept us busy all day long, and we performed what has become the normal routine of setting lines, reeling and lifting fish, and re-setting lines.

The majority of our fishing depth was in the 10 to 18ft bottom, weed lines just starting to emerge, and crappies suspended 6 to 10ft below the surface. Ohio inland lakes tend to show fish all over the graph and crappies are normally mixed in among the bleeps. That's why we used our Tennessee rigging pattern described below to cover variable depths and put fish in the boat. Even with this light line approach our ultra-light planers floats performed flawless, telegraphing each fish strike no matter how small the fish were.

Decreased surface fishing area of Inland lakes and increased boat traffic in smaller confined areas made us down-size our typical spread and the footage of line set behind the planer floats.

When we set the line sets, we only let 20 to 30ft of line out behind the planer floats.

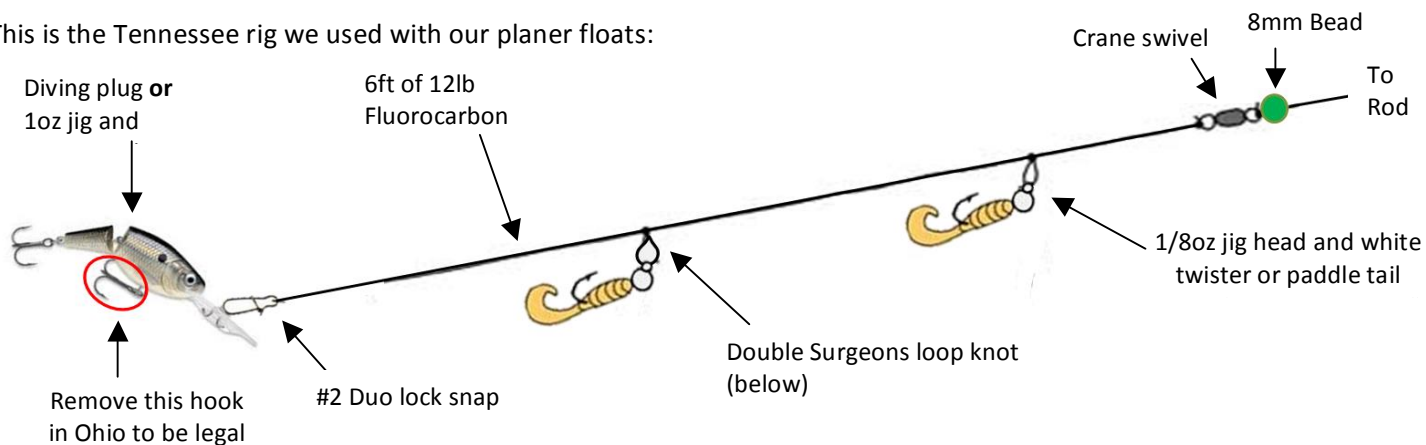




Field Tech Report SP400-1

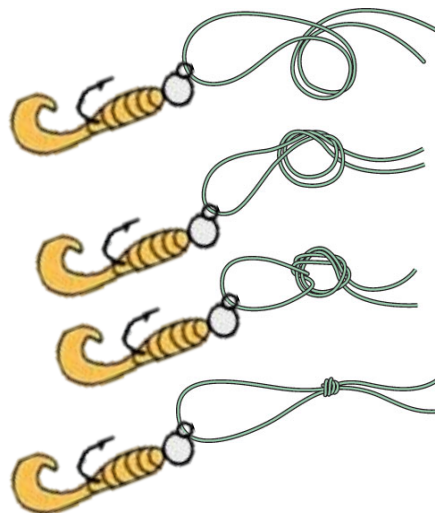
The Business End:

This is the Tennessee rig we used with our planer floats:



The Double Surgeons Loop Knot

1	Slide jig head on line and create a loop and circle with the line
2	Go around back and pass jig head and loop through circle
3	Repeat step 2 two more times
4	Pull tight to secure loop knot



This above rig set deployed with our planer floats allowed us cover enormous amounts of water both horizontally and vertical on four planer floats to draw the scattered fish displayed on our fish finders. Bonus walleye, catfish, and bass were also landed

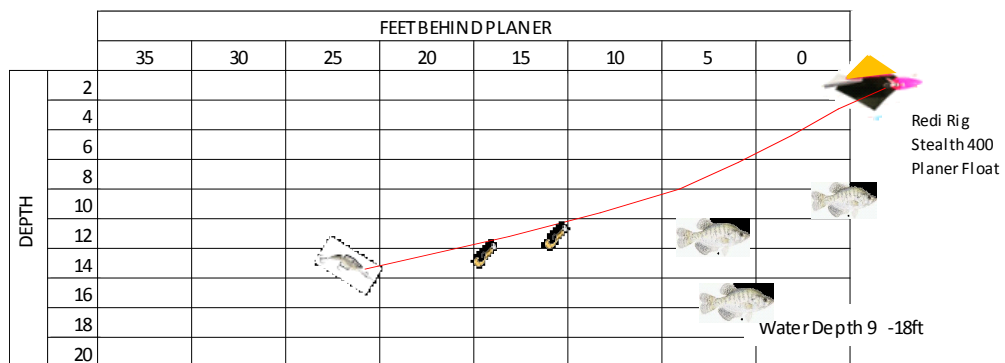
I am totally convinced the power of this program for crappie fishing has no rivals in Ohio!

Just wait until you have 6 fish on three rods! Bonus Bass, walleyes and catfish too!

It doesn't get crazier than this!



Field Tech Report SP400-1



The Results:

